



## IES6220 Series

DIN-Rail or Wall Mounting

20-port 100M/Gigabit Layer 2 Managed Industrial PoE Ethernet Switch

- Support 4 Gigabit SFP slots and 16 100M copper ports (optional PoE)
- The maximum power of single PoE port is 30W
- Adopt Ring patent technology, support single ring, coupling ring, chain, Dual-homing, automatic recovery time of network failure < 20ms
- Support DC dual power supply redundancy
- Support -40~75°C wide operating temperature range



## Introduction

IES6220 series are 20-port 100M/Gigabit layer 2 managed industrial Ethernet switches. This series provide 100M copper port (optional PoE) and Gigabit SFP slot, and the PoE power supply conforms to the protocol standard of IEEE802.3af/at. They also adopt DIN-Rail or wall mounting, which can meet the requirements of different scenes.

Network management system supports various network protocols and industrial standards, such as STP/RSTP, 802.1Q VLAN, QoS, LLDP, PoE Configuration, IGMP Static Multicast, Port Trunking, Port Mirroring, etc. It also possesses complete management functions, including Port Configuration, Port Statistics, Access Control, Network Diagnosis, Rapid Configuration, Online Upgrading and so on, and supports CLI, WEB, Telnet, SNMP and other access methods. It can provide users with good experience with friendly design of network management system interface, simple and convenient operation.

Power supply is two independent power supply circuits which can ensure the normal operation of the device when one power supply fails. When power supply or port has link failure, ALM indicator will be bright and send out alarm, meanwhile, alarm device connected to the relay will send out alarm for rapid scene troubleshooting. Hardware adopts fanless, low power consumption, wide temperature and voltage design and has passed rigorous industrial standard tests, which can suit for the industrial scene environment with harsh

requirements for EMC. It can be widely used in smart grid, rail transit, smart city, safety city, new energy, intelligent manufacturing and other industrial fields.

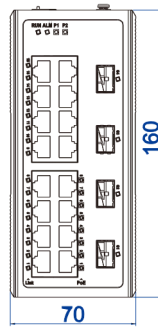
## Features and Benefits

- ⦿ SNMPv1/v2c is used for network management of various levels
- ⦿ Port mirroring can conduct data analysis and monitoring, which is convenient for online debugging
- ⦿ QoS supports real-time traffic classification and priority setting
- ⦿ LLDP can achieve automatic topology discovery, which is convenient for visual management
- ⦿ File management is convenient for rapid configuration and online upgrade of the device
- ⦿ Port statistics can be used for the port real time traffic statistics
- ⦿ User password can conduct user hierarchical management to improve the device management security
- ⦿ E-mail alarm is convenient for rapid fault discovery during remote management
- ⦿ DHCP server can be used for distributing IP address with different strategies
- ⦿ Storm suppression can restrain broadcast, unknown multicast and unicast
- ⦿ Relay alarm is convenient for troubleshooting of construction site
- ⦿ VLAN is used for simplifying network planning
- ⦿ Port Trunking and LACP can increase network bandwidth and enhance the reliability of

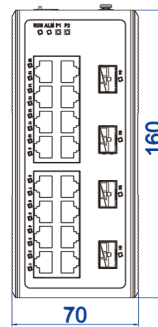
- network connection to achieve optimum bandwidth utilization
- ⦿ Bandwidth management can reasonably distribute network bandwidth, preventing unpredictable network status
- ⦿ IGMP Snooping and static multicast can be used for filtering multicast traffic to save the network bandwidth
- ⦿ Ring and STP/RSTP can achieve network redundancy, preventing network storm
- ⦿ Log management records the information of booting, operation and connection
- ⦿ Optical fiber diagnosis and troubleshooting can be conducted via SFP DDM
- ⦿ PoE could power device over Ethernet, thus decreasing the cable connection of powered devices
- ⦿ SFP DDM can carry out network diagnosis and troubleshooting

## Dimension

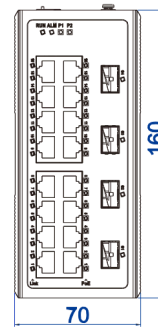
Unit:mm



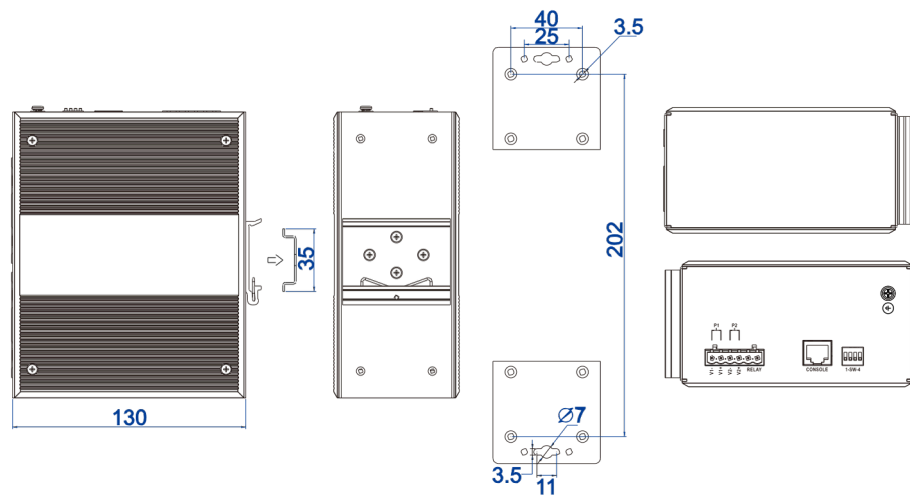
IES6220-8T8P4GS-2P48-120W  
IES6220-8T8P4GS-2P48-200W  
IES6220-8T8P4GS-2P24-120W



IES6220-16T4GS-2P48



IES6220-16P4GS-2P48-120W  
IES6220-16P4GS-2P48-200W  
IES6220-16P4GS-2P24-120W



## Specification

<p>Standard &amp; Protocol</p>	<p>IEEE 802.3 for 10Base-T                  IEEE 802.3u for 100Base-TX                  IEEE 802.3z for 1000Base-X                  IEEE 802.3x for Flow Control                  IEEE 802.1D for Spanning Tree Protocol                  IEEE 802.1w for Rapid Spanning Tree Protocol                  IEEE 802.1Q for VLAN                  IEEE 802.1p for CoS                  IEEE 802.3ad for LACP                  IEEE802.1AB for LLDP                  IEEE 802.3af for PoE                  IEEE 802.3at for PoE+</p>
<p>Management</p>	<p>SNMP v1/v2c Centralized Management of Equipment, Port Mirroring, QoS, LLDP, DHCP Server, File Management, Port Statistics</p>
<p>Security</p>	<p>Classification of User Permissions, Port Alarm, Power Supply Alarm, Storm Suppression, Security Management, E-mail Alarm, Network Diagnosis, SFP DDM</p>
<p>Switch Function</p>	<p>802.1Q Vlan, Static Port Aggregation, Bandwidth Management, Flow Control</p>
<p>Unicast / Multicast</p>	<p>Static Multicast, IGMP-Snooping</p>
<p>Redundancy Protocol</p>	<p>Ring, STP/RSTP</p>
<p>Time Management</p>	<p>SNTP</p>
<p>PoE</p>	<p>The maximum power of single PoE port: 30W                  The power supply pin of PoE: V+, V+, V-, V- correspond to Pin 1, 2, 3, 6</p>
<p>Interface</p>	<p>100M copper port: 10/100Base-T(X), RJ45, Automatic Flow Control, Full/half Duplex Mode, MDI/MDI-X Autotuning                  100M PoE copper port: 10/100Base-T(X) RJ45, automatic flow control, full/half duplex mode, MDI/MDI-X autotuning, POE port, output power of 15W or 30W                  Gigabit SFP port: 1000Base-SFP                  Console port: CLI command line management port (RS-232), RJ45                  Alarm port: 6-pin 5.08mm pitch terminal blocks, including 2-pin alarm terminal blocks, support 1 relay alarm output, current carrying capacity is 1A@30VDC or 0.3A@125VAC</p>



LED Indicator	Running Indicator, Port Indicator, Power Supply Indicator, Alarm Indicator, PoE Indicator (only for PoE products)
Switch Property	Transmission mode: store and forward MAC address: 8K Packet buffer size: 3Mbit Backplane bandwidth: 12.8G Switch time delay: <10μs
Power Requirement	24VDC or 48VDC, 6 pins 5.08mm pitch terminal blocks, including 4 pins power supply terminal blocks DC dual power supply redundancy, anti-reverse connection
Power Consumption	No-load: ≤157W@48VDC Full-load: ≤157.2W@48VDC
Environmental Limit	Operating temperature range: -40~75°C Storage temperature range: -40~85°C Relative humidity: 5%~95%(no condensation)
Physical Characteristic	Housing: IP40 protection, metal Installation: DIN-Rail or wall mounting Dimension (W x H x D): 70mm×160mm×130mm Weight: ≤1.6kg
Industrial Standard	IEC 61000-4-2 (ESD), Level 3 □ Air discharge: ±8kV □ Contact discharge: ±6kV  IEC 61000-4-4 (EFT), Level 3 Ⓜ Power supply: ±2kV Ⓜ Ethernet port: ±1kV □ Relay: ±2kV  IEC 61000-4-5 (Surge), Level 3 □ Power supply: common mode±2kV, differential mode±1kV □ Ethernet port: common mode±2kV, differential mode±1kV □ Relay: common mode±2kV, differential mode±1kV  Shock: IEC 60068-2-27 Free fall: IEC 60068-2-32 Vibration: IEC 60068-2-6
Certification	CE, FCC, RoHS



Warranty

5 years



## Ordering Information

Model	100M Copper Port	100M POE Copper Port	Gigabit SFP Slots	Power Supply	PoE Power
IES6220-16T4GS-2P48	16 —	—	4	12~48VDC dual power supply	—
IES6220-16P4GS-2P48-120W	— —	16	4	48VDC dual power supply	120W
IES6220-16P4GS-2P48-200W		16	4	48VDC dual power supply	200W
IES6220-16P4GS-2P24-120W		16	4	24VDC dual power supply 48VDC dual power supply	120W
IES6220-8T8P4GS-2P48-120W	8	8	4	48VDC dual power supply	120W
IES6220-8T8P4GS-2P48-200W	8	8	4	48VDC dual power supply 24VDC dual power supply	200W
IES6220-8T8P4GS-2P24-120W	8	8	4	24VDC dual power supply	120W



México  
+ 52 (33) 3854 5975  
ventas@logicbus.com  
www.logicbus.com.mx

USA  
+ 1 (619) 619 7350  
sales@logicbus.com  
www.logicbus.com

